

A

B

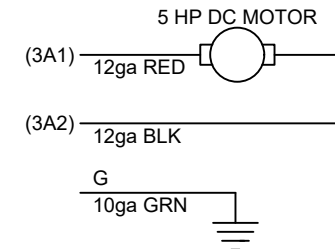
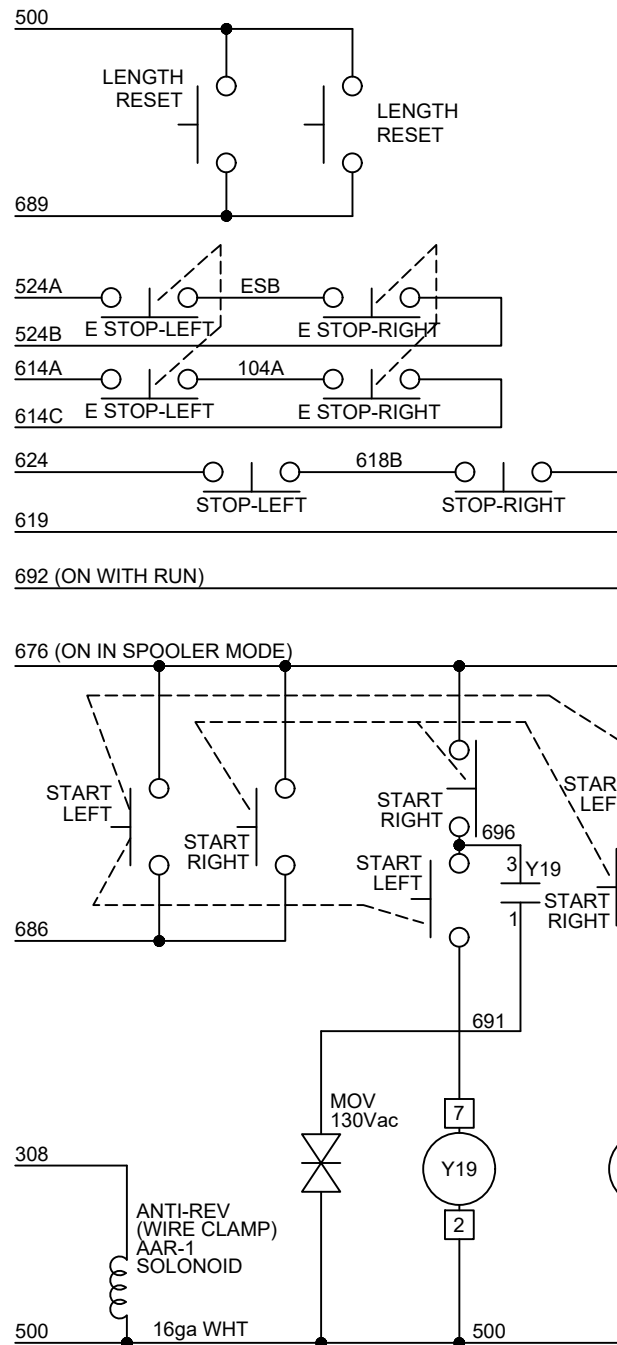
C

D

REVISIONS		
REV	DESCRIPTION	BY/DATE
A	RELEASE (ECO R-0851)	MK/KP-11/2/21

TERMINALS

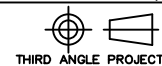
500
689
524A
524B
614A
614C
624
619
692
676
686
308
500
GND
3A1
3A2



NOTES:

1. SEE SHT2 FOR CONDUIT DETAILS.
2. ALL WIRES ARE 16ga-RED EXCEPT WHERE NOTED.
3. 30 FEET CONDUIT RUNS FROM DHS TO D750-G3.

THE MATERIAL CONTAINED
HEREIN IS PROPRIETARY
TO REELEX PKG SOL'S, INC.
AND SHALL NOT BE
REPRODUCED, DISCLOSED
OR USED FOR ANY OTHER
PURPOSE WITHOUT THE
WRITTEN APPROVAL OF
REELEX PKG SOL'S, INC.



THIRD ANGLE PROJECTION



39 JON BARRETT RD
PATTERSON, NY 12563
T: 845.678.7878
F: 845.678.7894
WWW.REELEX.COM

**SCHEMATIC, INTERCONN'S-
DUAL HEAD SPOOLER to
D750(G3)**

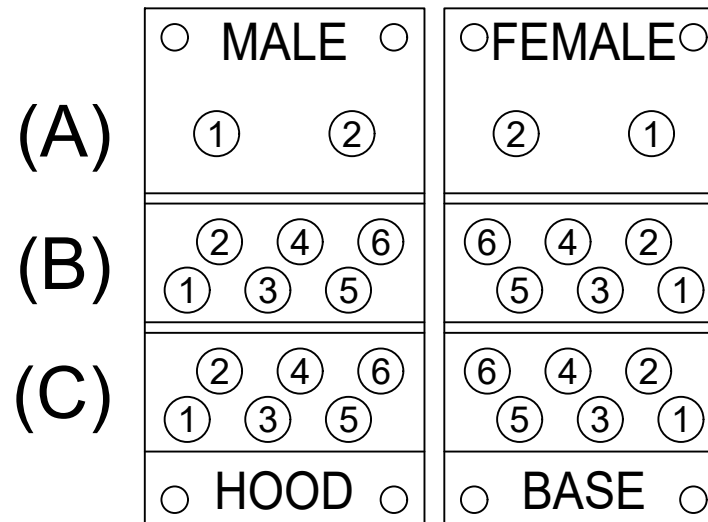
SIZE	PART/DWG NO.	REV.
C	04606	A

FILENAME: N:\MECHDWGS\DWGS\04606

SCALE - DRAWN MK DATE 08/27/21 SHEET 1 OF 2

CONDUIT BASE INTERCONN DHS to D750-G3

REVISIONS		
REV	DESCRIPTION	BY/DATE
A	RELEASE (ECO R-0851)	MK/KP-11/2/21



MOD (A) BASE TO MOTOR			
PIN	WIRE	COL	DESCRIPTION
1	3A1	RED	MOTOR ARM.(12AWG)
2	3A2	BLK	MOTOR ARM.(12AWG)

MOD (B) BASE TO ESTOPS			
PIN	WIRE	COLOR	DESCRIPTION
1	500	BLUE	COMMON
2	308	PINK	Y-RUN - A1(COIL)
3	524A	RED	E-STOP D750-G3 SIDE
4	524B	RED	E-STOP D750-G3 SIDE
5	614C	RED	E-STOP SPOOLER SIDE
6	614A	RED	E-STOP SPOOLER SIDE

MOD.C BASE TO BUTTONS			
PIN	WIRE	COLOR	DESCRIPTION
1	619	RED	SPOOLER STOP (216)
2	624	RED	+24VDC E-STOP
3	676	PINK	SPOOLER ENABLE (Ys-NO)
4	689	PINK	SPOOLER LEN. RESET(214)
5	692	PINK	Y-RUN - NO
6	686	PINK	SPOOLER START (215)

THE MATERIAL CONTAINED HEREIN IS PROPRIETARY TO REELEX PKG SOL'S, INC. AND SHALL NOT BE REPRODUCED, DISCLOSED OR USED FOR ANY OTHER PURPOSE WITHOUT THE WRITTEN APPROVAL OF REELEX PKG SOL'S, INC.

39 JON BARRETT RD
PATTERSON, NY 12563
T: 845.878.7878
F: 845.878.7894
WWW.REELEX.COM

REELEX
PACKAGING SOLUTIONS INC.

**SCHEMATIC, INTERCONN'S-
DUAL HEAD SPOOLER to
D750(G3)**

SIZE: C PART/DWG NO. **04606** REV. **A**

SCALE: - DRAWN: MK DATE: 08/27/21 SHEET 2 OF 2

FILENAME: N:\MECHDWGS\DWGS\04606